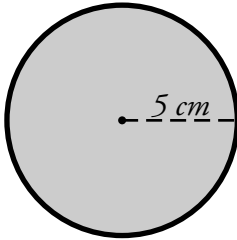


Name: _____

Area of a Circle

To find the area of a circle, use the formula **pi x radius² = area**.
This formula is often written as **$A = \pi r^2$** .



The circle pictured here has a radius of 5 cm.

$$r = 5 \text{ cm}$$

$$\pi \approx 3.14$$

$$A = 3.14 \times (5 \text{ cm} \times 5 \text{ cm})$$

$$A = 3.14 \times 25 \text{ cm}^2$$

$$A = 78.50 \text{ cm}^2$$

Find the area of each circle. Use 3.14 for pi.

a.



b.

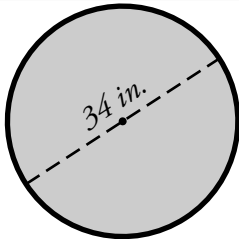


c.

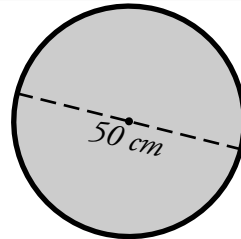
A banner featuring a superhero character on the left and a large red "Preview" text on the right. Below the text, it says "Please log in to download the printable version of this worksheet." The superhero character is wearing a red cape and a blue suit with a shield-shaped logo on his chest containing the letters "MJS".

Preview
Please log in to download
the printable version of this worksheet.

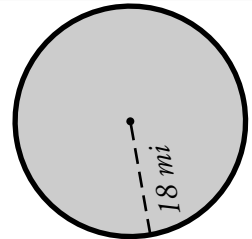
d.



e.



f.

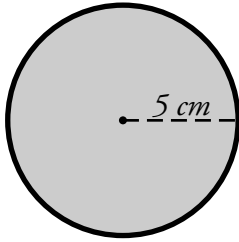


- g. Jose has a circular dartboard. The bull's eye has a diameter of 14 mm. What is the area of the bull's eye?

ANSWER KEY

Area of a Circle

To find the area of a circle, use the formula **pi x radius² = area**.
This formula is often written as **$A = \pi r^2$** .



The circle pictured here has a radius of 5 cm.

$$r = 5 \text{ cm}$$

$$\pi \approx 3.14$$

$$A = 3.14 \times (5 \text{ cm} \times 5 \text{ cm})$$

$$A = 3.14 \times 25 \text{ cm}^2$$

$$A = 78.50 \text{ cm}^2$$

Find the area of each circle. Use 3.14 for pi.

Preview

Please log in to download
the printable version of this worksheet.

