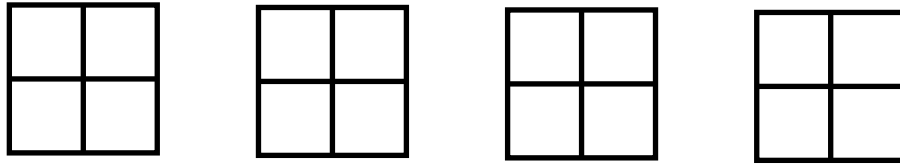



Name: _____

Fraction Stumpers

1. Show four different ways to color half of each square below.



2. Circle the shapes that are divided into thirds. Draw an X over the shapes that are not divided into thirds.



~ PREVIEW ~

Please log in or register to download the printable version of this worksheet.

Seven-tenths is _____ pieces of the whole.

4. Below, you see one-fourth of the marbles in Pat's bag. Add to the picture to show all the marbles in Pat's bag.



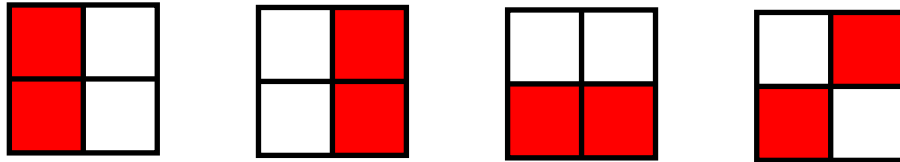
5. Below, you see one-third of the carrots in the refrigerator. Add to the picture to show all the carrots in the refrigerator.



ANSWER KEY

Fraction Stumpers

1. Show four different ways to color half of each square below.



2. Circle the shapes that are divided into thirds. Draw an X over the shapes that are not divided into thirds.



PREVIEW

Please log in or register to download the printable version of this worksheet.

Seven-tenths is seven pieces of the whole.

4. Below, you see one-fourth of the marbles in Pat's bag. Add to the picture to show all the marbles in Pat's bag.



5. Below, you see one-third of the carrots in the refrigerator. Add to the picture to show all the carrots in the refrigerator.

