


Name: _____

Fractions

a.




This circle has 2 equal parts.

It is divided into halves.

One part is called one half.

b.



This rectangle has _____ equal parts.

It is divided into _____.

One part is called _____.

c.

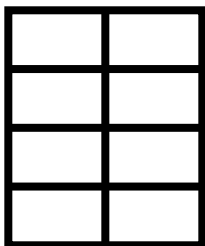


PREVIEW

Please log in or register to download the printable version of this worksheet.

One part is called _____.

d.



This rectangle has _____ equal parts.

It is divided into _____.

One part is called _____.

e.



This circle has _____ equal parts.


It is divided into _____.

One part is called _____.

ANSWER KEY

Fractions

a.




This circle has 2 equal parts.

It is divided into halves.

One part is called one half.

b.



This rectangle has 6 equal parts.

It is divided into sixths.

One part is called one sixth.

c.



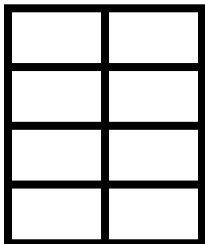
PREVIEW

Please log in or register to download the printable version of this worksheet.



One part is called one quarter or one fourth.

d.



This rectangle has 8 equal parts.

It is divided into eighths.

One part is called one eighth.

e.



This circle has 3 equal parts.

It is divided into thirds.

One part is called one third.