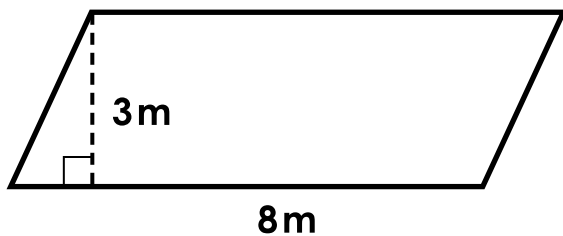


1.

## Area of a Parallelogram

Find the **area** of the parallelogram. Remember to include the units in your answer.

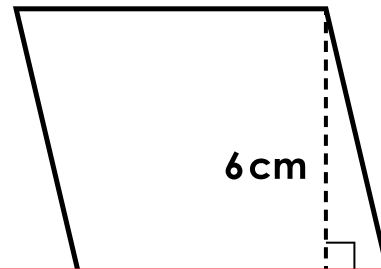


2.

## Area of a Parallelogram

Find the **length of the side** of the parallelogram. Remember to include the units in your answer.

$$\text{area} = 42 \text{ cm}^2$$

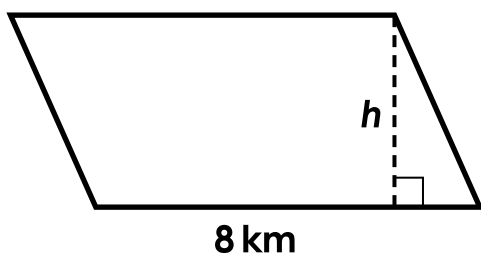


# Preview

Please log in to download the printable version of this worksheet.

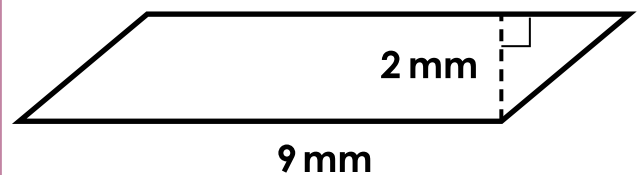
Find the **height** of the parallelogram. Remember to include the units in your answer.

$$\text{area} = 32 \text{ km}^2$$



height = \_\_\_\_\_

Find the **area** of the parallelogram. Remember to include the units in your answer.

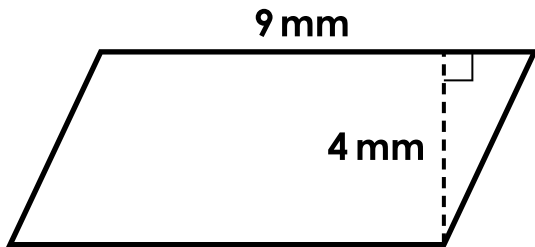


area = \_\_\_\_\_

5.

## Area of a Parallelogram

Find the **area** of the parallelogram. Remember to include the units in your answer.



6.

## Area of a Parallelogram

Find the **length of the side** of the parallelogram. Remember to include the units in your answer.

area = 21 m <sup>2</sup>
--------------------------

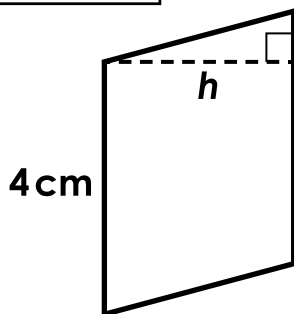


# Preview

Please log in to download the printable version of this worksheet.

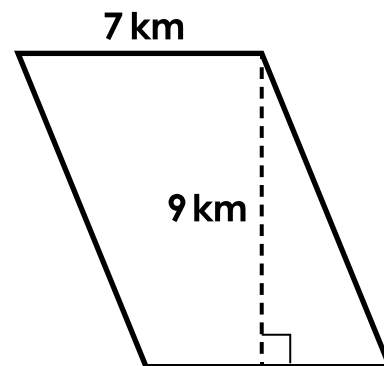
Find the **height** of the parallelogram. Remember to include the units in your answer.

area = 12 cm <sup>2</sup>
---------------------------



height = \_\_\_\_\_

Find the **area** of the parallelogram. Remember to include the units in your answer.

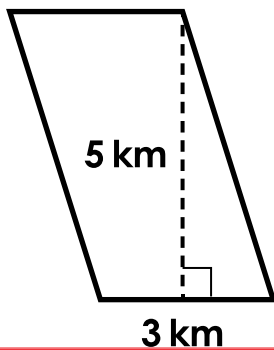


area = \_\_\_\_\_

9.

## Area of a Parallelogram

Find the **area** of the parallelogram. Remember to include the units in your answer.

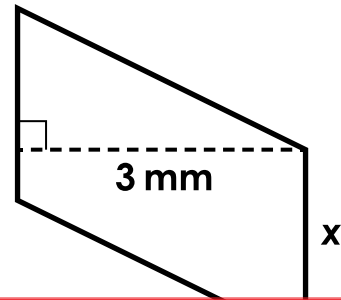


10.

## Area of a Parallelogram

Find the **length of the side** of the parallelogram. Remember to include the units in your answer.

area =  $6 \text{ mm}^2$



# Preview

Please log in to download the printable version of this worksheet.

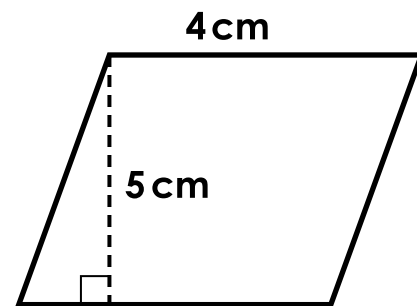
Find the **height** of the parallelogram. Remember to include the units in your answer.

area =  $12 \text{ m}^2$



height = \_\_\_\_\_

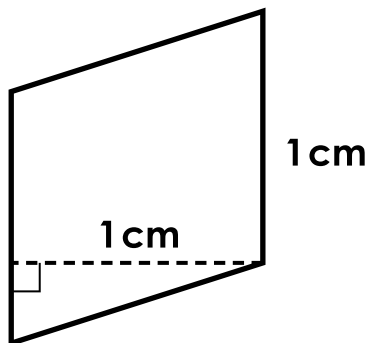
Find the **area** of the parallelogram. Remember to include the units in your answer.



area = \_\_\_\_\_

### 13. Area of a Parallelogram

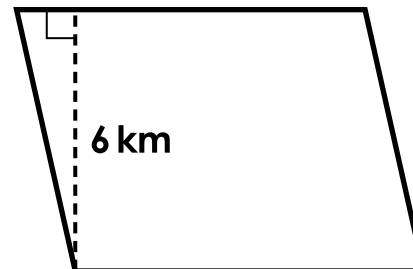
Find the **area** of the parallelogram. Remember to include the units in your answer.



### 14. Area of a Parallelogram

Find the **length of the side** of the parallelogram. Remember to include the units in your answer.

area = 48 km<sup>2</sup>

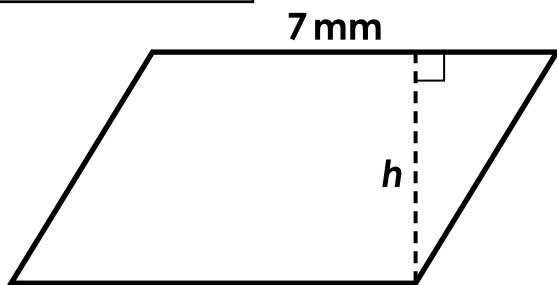


# Preview

Please log in to download the printable version of this worksheet.

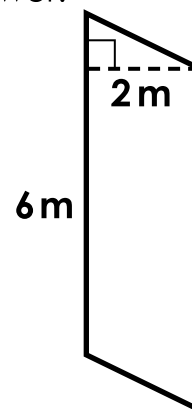
Find the **height** of the parallelogram. Remember to include the units in your answer.

area = 28 mm<sup>2</sup>



height = \_\_\_\_\_

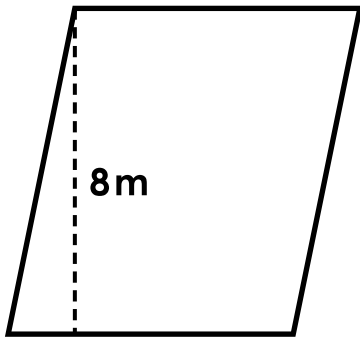
Find the **area** of the parallelogram. Remember to include the units in your answer.



area = \_\_\_\_\_

## 17. Area of a Parallelogram

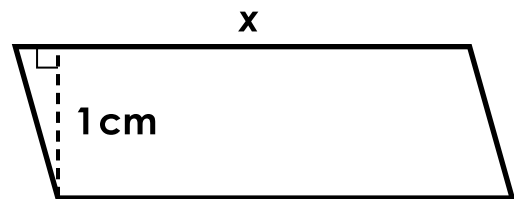
Find the **area** of the parallelogram. Remember to include the units in your answer.



## 18. Area of a Parallelogram

Find the **length of the side** of the parallelogram. Remember to include the units in your answer.

$$\text{area} = 3 \text{ cm}^2$$

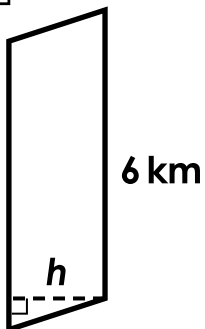


# Preview

Please log in to download the printable version of this worksheet.

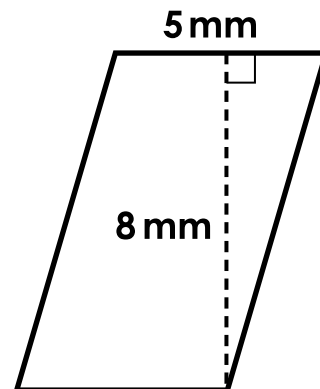
Find the **height** of the parallelogram. Remember to include the units in your answer.

$$\text{area} = 18 \text{ km}^2$$



height = \_\_\_\_\_

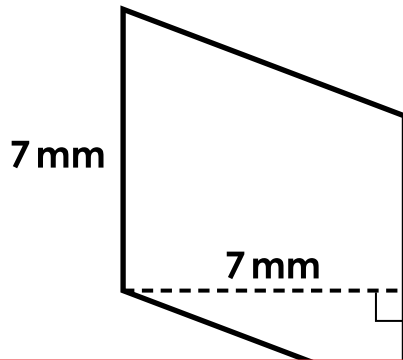
Find the **area** of the parallelogram. Remember to include the units in your answer.



area = \_\_\_\_\_

## 21. Area of a Parallelogram

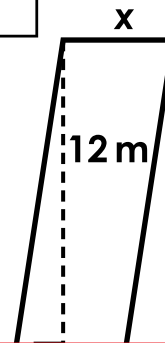
Find the **area** of the parallelogram. Remember to include the units in your answer.



## 22. Area of a Parallelogram

Find the **length of the side** of the parallelogram. Remember to include the units in your answer.

area =  $48 \text{ m}^2$

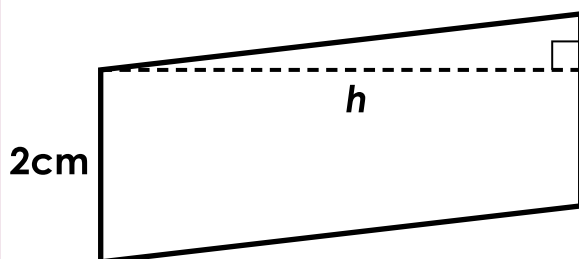


# Preview

Please log in to download the printable version of this worksheet.

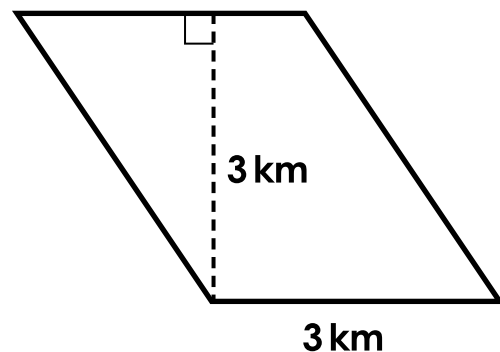
Find the **height** of the parallelogram. Remember to include the units in your answer.

area =  $10 \text{ cm}^2$



height = \_\_\_\_\_

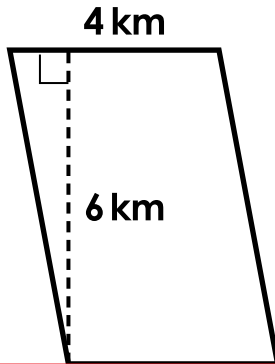
Find the **area** of the parallelogram. Remember to include the units in your answer.



area = \_\_\_\_\_

## 25. Area of a Parallelogram

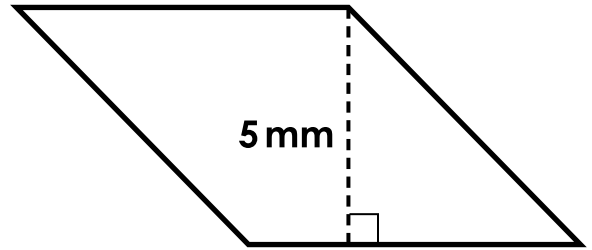
Find the **area** of the parallelogram. Remember to include the units in your answer.



## 26. Area of a Parallelogram

Find the **length of the side** of the parallelogram. Remember to include the units in your answer.

$$\text{area} = 35 \text{ mm}^2$$

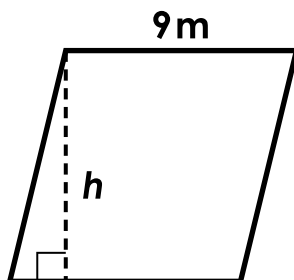


# Preview

Please log in to download the printable version of this worksheet.

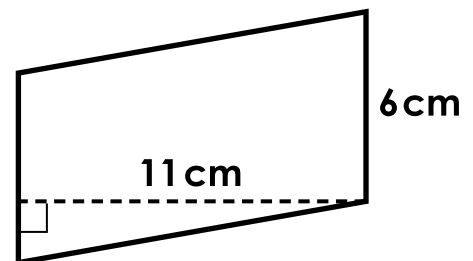
Find the **height** of the parallelogram. Remember to include the units in your answer.

$$\text{area} = 81 \text{ m}^2$$



height = \_\_\_\_\_

Find the **area** of the parallelogram. Remember to include the units in your answer.



area = \_\_\_\_\_

## 29. Area of a Parallelogram

Find the **area** of the parallelogram. Remember to include the units in your answer.

## 30. Area of a Parallelogram

Find the **length of the side** of the parallelogram. Remember to include the units in your answer.



# Preview

Please log in to download the printable version of this worksheet.

area = \_\_\_\_\_

x = \_\_\_\_\_



Name: \_\_\_\_\_

## Task Cards: Area of a Parallelogram

1. area = \_\_\_\_\_

16. area = \_\_\_\_\_

2. side x = \_\_\_\_\_

17. area = \_\_\_\_\_

# Preview

Please log in to download  
the printable version of this worksheet.



14. side x = \_\_\_\_\_

29. area = \_\_\_\_\_

15. height = \_\_\_\_\_

30. side x = \_\_\_\_\_

# ANSWER KEY

## Task Cards: Area of a Parallelogram

1. area = 24 m<sup>2</sup>

16. area = 12 m<sup>2</sup>

2. side x = 7 cm

17. area = 56 m<sup>2</sup>

# Preview

Please log in to download  
the printable version of this worksheet.



14. side x = 8 km

29. area = 36 cm<sup>2</sup>

15. height = 4 mm

30. side x = 8 km

## Task Cards: Area of a Parallelogram

This file contains 30 task cards.

There are countless ways to use task cards in your classroom.  
Here are a few ideas:

# Preview

Please log in to download  
the printable version of this worksheet.



Have a parent, friend, or volunteer sit with individual students who need extra help. They can practice by solving the problems on the task cards together.