

# Amphibian Characteristics

## Materials:

- Scissors
- Brass paper fastener
- Cipher wheel (pages 2 and 3 of this worksheet)
- Amphibian Characteristics Cipher Code Fact Cards (pages 4 through 7 of this file)

## Assembling the Cipher Wheel

**Step 1:** Print the cipher wheels on thick card stock.

**Step 2:** Carefully cut out the inner and outer wheel.

**Step 3:** Attach the inner wheel to the outer wheel, using a brass paper fastener.



# Preview

Please log in to download  
the printable version of this worksheet.

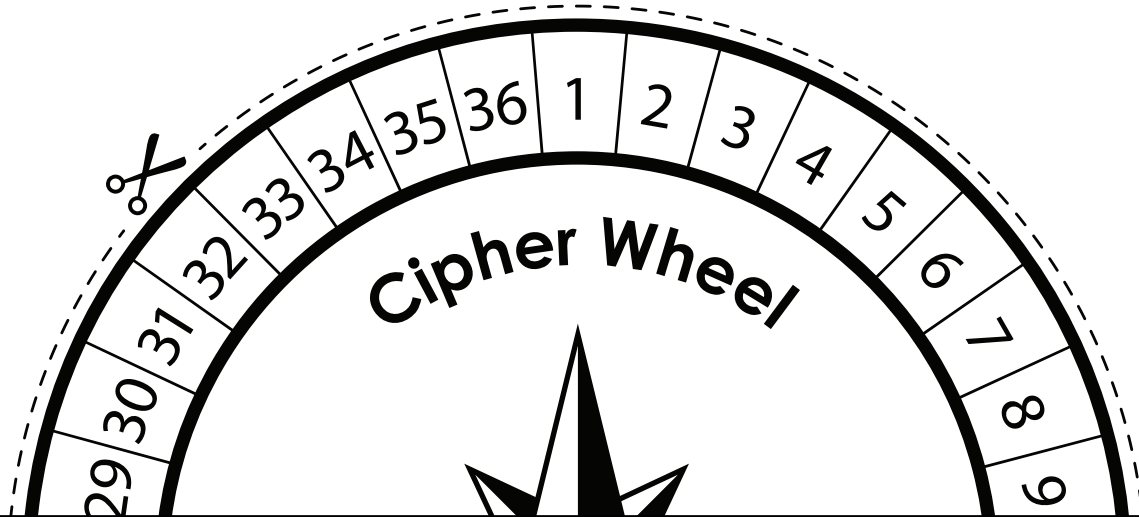
## Suggestions for Teachers

In order for the wheel to work correctly, the brass paper fastener must be pushed through the exact center of the wheel. Your students may need help with this step.

Have students save their cipher wheel for future activities. We have cipher code fact cards covering many topics on *SuperTeacherWorksheets.com*.

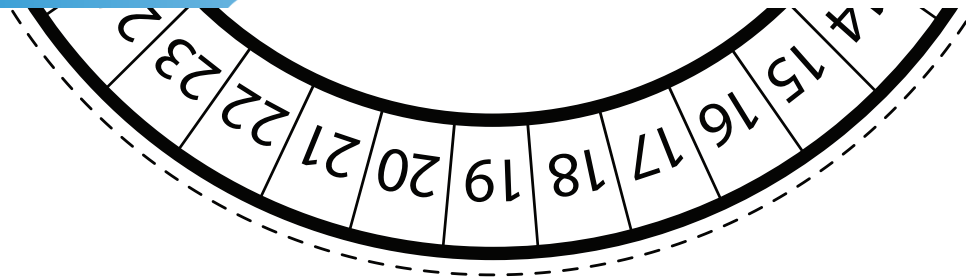
The entire activity does not need to be completed in one day. You may want to have students work on this activity for a short period of time each day until they've completed all of the fact cards.

# Amphibian Characteristics



**Preview**

Please log in to download the printable version of this worksheet.



# Amphibian Characteristics





## Amphibian Characteristics Fact #1

Use your Cipher Wheel to decode a fact about Amphibian Characteristics.

Use 27 = **M** as the reference point on your wheel.

3 27 24 32 31 2 31 3 26 21

32 3 20 1 32 34 22 25 27

35 33 33 21 .



Super Teacher Worksheets - [www.superteacherworksheets.com](http://www.superteacherworksheets.com)

## Amphibian Characteristics Fact #2



# Preview

Please log in to download the printable version of this worksheet.

14 2 5 13 15 5 2 2 13 12 13

33 9 8 34 4 12 16 3 34

33 9 12 8 35 15 2 13 28

33 12 4 1 12 35 16 33 32 35 12




14 9 16 3 10 12 34 .

Super Teacher Worksheets - [www.superteacherworksheets.com](http://www.superteacherworksheets.com)



## Amphibian Characteristics Fact #3

Use your Cipher Wheel to decode a fact about Amphibian Characteristics.  
Use **13=T** as the reference point on your wheel.



32 20 17 25 24 31 24 32 19 14

31 28 26 24 19 13 25 28 24 15

21 24 11 28 14 21 24 11 24 19 26

24 19 13 25 28 10 32 13 28 15

13 25 28 8 30 32 19 28 11 28 19



# Preview

Please log in to download  
the printable version of this worksheet.

26 15 18 10 21 12 19 26 14 13 18

31 15 28 32 13 25 28 32 24 15





## Amphibian Characteristics Fact #4

Use your Cipher Wheel to decode a fact about Amphibian Characteristics.  
Use **30 = B** as the reference point on your wheel.

27 8 31 19 16 20 27 13                      17 26

31 19 16 24 23 30 23 31 18 13

23 18 29 20 11 28 27                      26 14 17 25 13 ,

12 17 31 28 13 ,                      31 18 28

13 31 20 31 19 31 18 28 27 14 13 .



# Preview

Please log in to download the printable version of this worksheet.

## Amphibian Characteristics

### Amphibian Characteristics Fact #1

Amphibians hatch from eggs.

### Amphibian Characteristics Fact #2

Amphibians are cold-blooded. This means their body temperature changes.

### Amphibian Characteristics Fact #3

Amphibians begin their lives living in the water. They can even breathe water, like fish. When they become adults, they grow lungs to breathe air.



### Amphibian Characteristics Fact #4



# Preview

Please log in to download  
the printable version of this worksheet.