

Name: _____

Simple Machines

There are six basic types of simple machines: inclined plane, wedge, screw, wheel and axle, lever, and pulley.

1. What is the man doing with the crow bar? Which type of simple machine is he using?



2. Why is the man using a power drill?
drilling



~ PREVIEW ~

Please log in or register to download
the printable version of this worksheet.



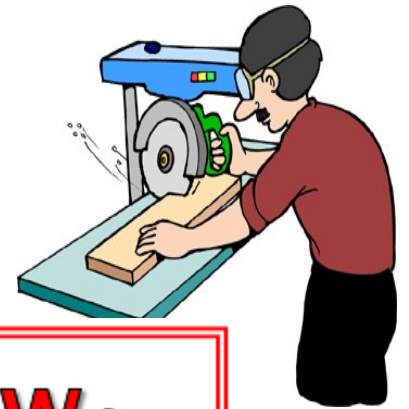
6. What is this man doing? What type of simple machine is the ladder that he is standing on?



4. What might the woman doing with the cord, wheel and hook?
Which basic simple machine is she using?



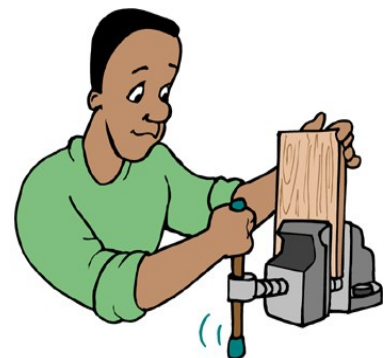
5. This man is using a power saw. What do you think he is making?
The saw blade and the rod it is attached to make up which type of simple machine?



6. What lever.

 **~ PREVIEW ~**
Please log in or register to download the printable version of this worksheet.

7. The man is using a vise. What does a vise do? How does the man operate it? Which type of simple machine is used to make the vise open and close?



Name: _____

Simple Machines

There are six basic types of simple machines: inclined plane, wedge, screw, wheel and axle, lever, and pulley.

1. What is the man doing with the crow bar? Which type of simple machine is he using?

The man is trying to take the bottom board off. He is using the crow bar as a lever.



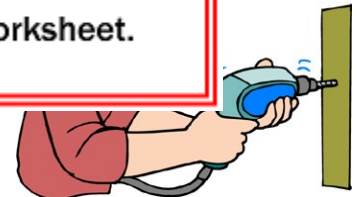
2. Why is the man using a power drill?

The man is using a power drill to drill a hole in the wall.



~ PREVIEW ~

Please log in or register to download the printable version of this worksheet.



6. What is this man doing? What type of simple machine is the ladder that he is standing on?

The man is installing a light. He is standing on a ladder, which is an inclined plane.



4. What might the woman doing with the cord, wheel and hook?
Which basic simple machine is she using?

The woman might use the cord, wheel and hook to lift something heavy. She is using a pulley.



5. This man is using a power saw. What do you think he is making?
The saw blade and the rod it is attached to make up which type of simple machine?

Answers to the first part will vary, as the man might be making anything out of wood. The saw blade is part of a wheel and axle.

Also accept wedges because the sharp part of the saw blade is a wedge.




6. What lever.

The n
wedc



~ PREVIEW ~

Please log in or register to download the printable version of this worksheet.



7. The man is using a vise. What does a vise do? How does the man operate it? Which type of simple machine is used to make the vise open and close?

I vise is used to clamp things together. The man operates it by turning the handle (which is a lever). A screw is used to make the vise open and close.

