

Name: \_\_\_\_\_

# Moving in a Herd

**NOTE:** In each section, do NOT connect the last point back to first point.

<u>(X, Y)</u>	<u>(X, Y)</u>	<u>(X, Y)</u>	<u>(X, Y)</u>	<u>(X, Y)</u>
<input type="checkbox"/> (23, 11)	<input type="checkbox"/> (5, 10)	<input type="checkbox"/> (8, 7)	<input type="checkbox"/> (20, 9)	<input type="checkbox"/> (5, 5)
<input type="checkbox"/> (22, 11)	<input type="checkbox"/> (5, 8)	<input type="checkbox"/> (9, 7)	<input type="checkbox"/> (20, 7)	<input type="checkbox"/> (4, 3)
<input type="checkbox"/> (21, 12)	<input type="checkbox"/> (4, 6)	<input type="checkbox"/> (13, 6)	<input type="checkbox"/> (21, 8)	<input type="checkbox"/> (4, 2)
<input type="checkbox"/> (21, 13)	<input type="checkbox"/> (3, 5)	<input type="checkbox"/> (15, 6)	<input type="checkbox"/> (22, 8)	<input type="checkbox"/> (6, 2)
<input type="checkbox"/> (23, 14)	<input type="checkbox"/> (2, 3)	<input type="checkbox"/> (17, 7)	<input type="checkbox"/> (23, 9)	<input type="checkbox"/> (5, 3)
<input type="checkbox"/> (22, 13)	<input type="checkbox"/> (2, 2)	<input type="checkbox"/> (18, 6)	<input type="checkbox"/> (24, 12)	<input type="checkbox"/> (6, 5)
<input type="checkbox"/> (23, 12)	<input type="checkbox"/> (4, 2)	<input type="checkbox"/> (18, 5)	<input type="checkbox"/> (24, 14)	<input type="checkbox"/> (7, 5)
<input type="checkbox"/> (23, 11)	<input type="checkbox"/> (3, 3)	<input type="checkbox"/> (17, 4)	<input type="checkbox"/> (23, 15)	<input type="checkbox"/> (9, 7)



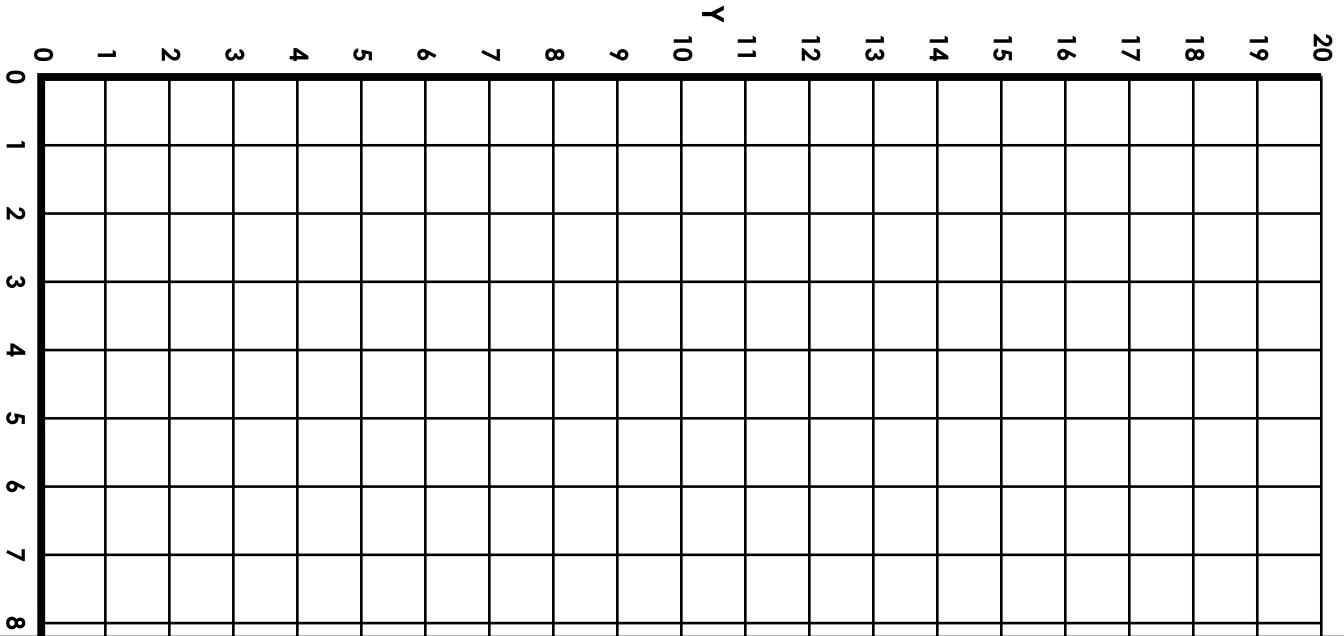
**Preview**  
Please log in to download  
the printable version of this worksheet.

- (4, 13)
- (4, 12)
- (5, 11)

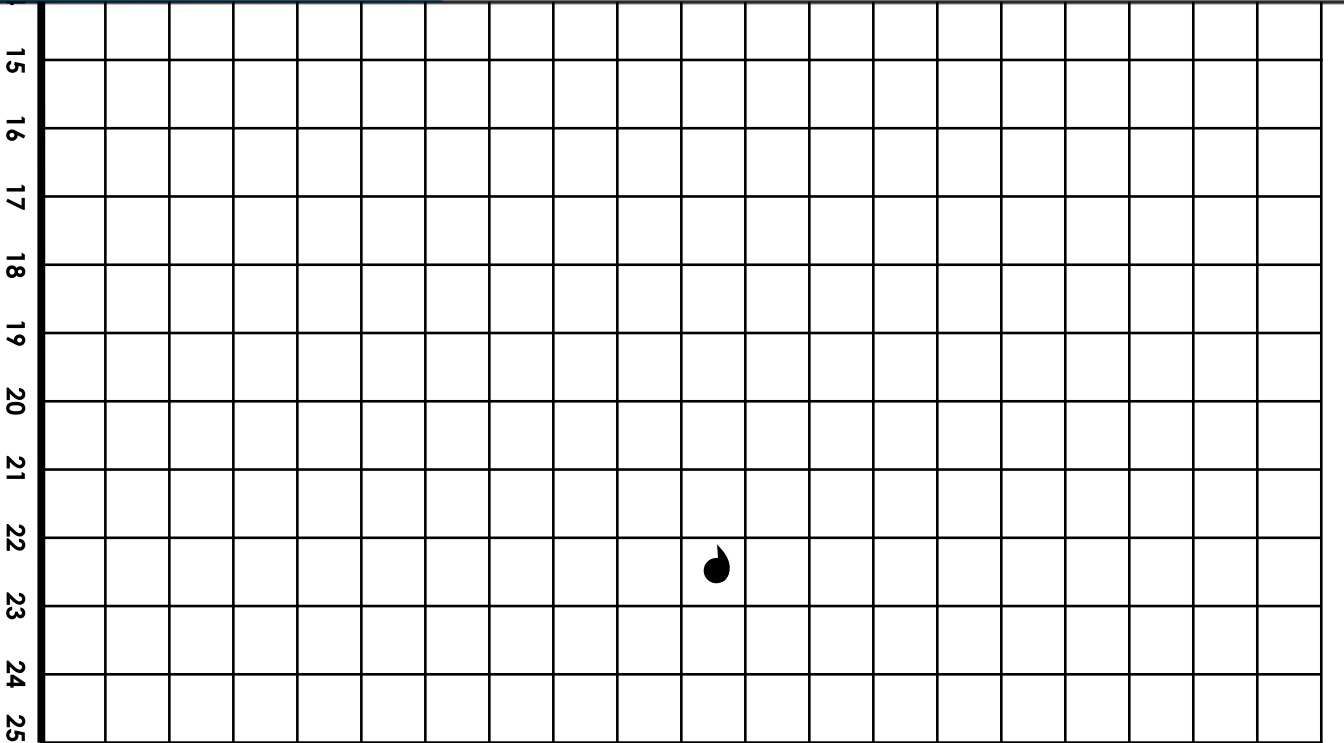


Color the picture once the image is complete.

Name: \_\_\_\_\_

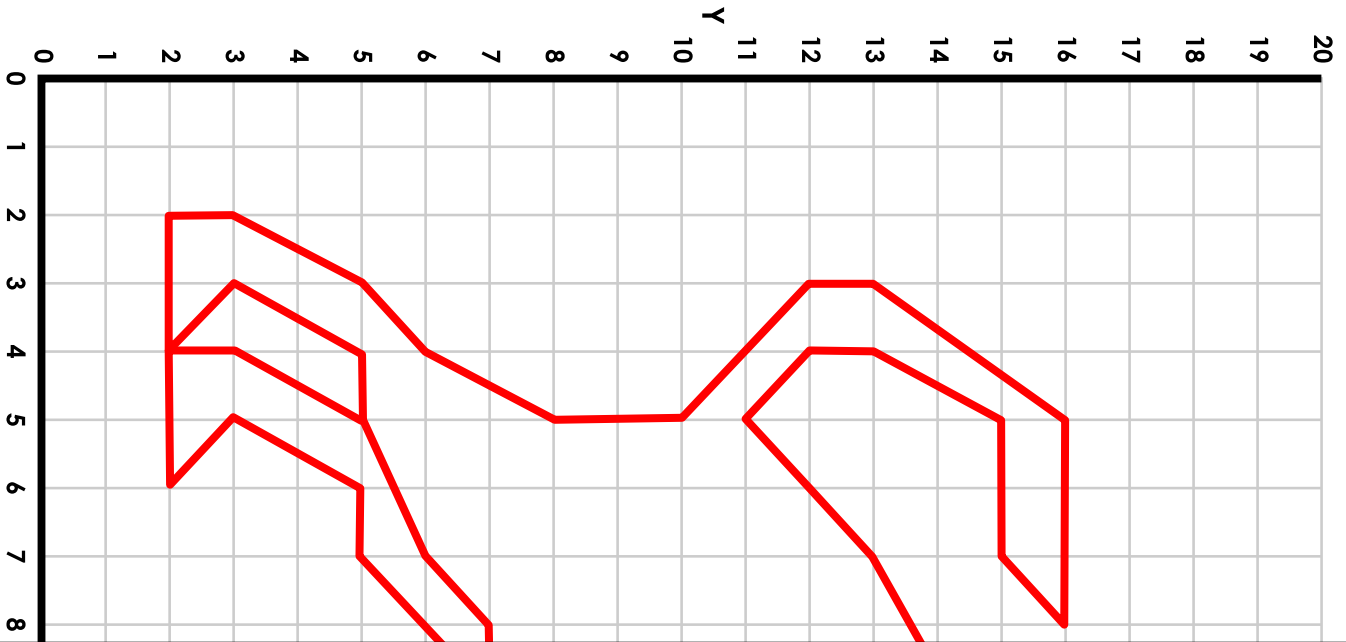


**Preview**  
Please log in to download the printable version of this worksheet.

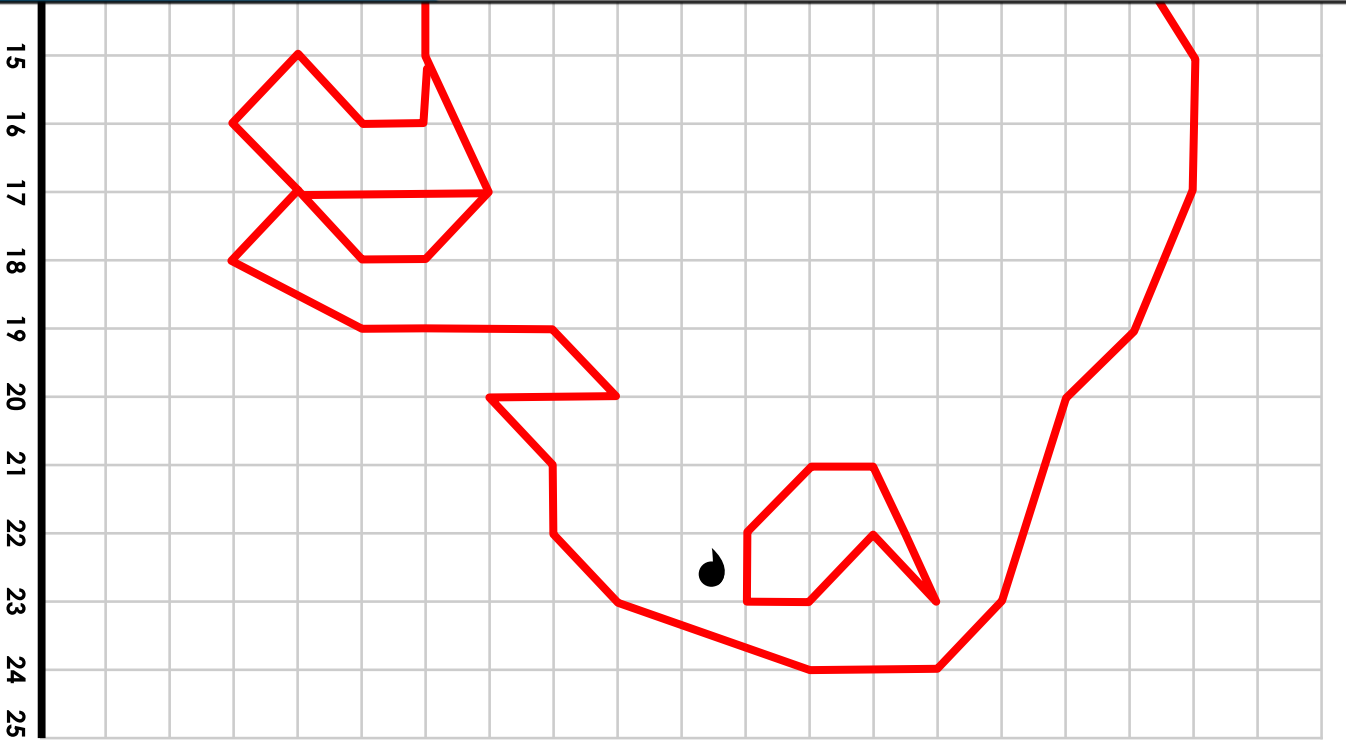


**Herd**

# ANSWER KEY



**Preview**  
Please log in to download the printable version of this worksheet.



**Herd**